

ONLY THESE ITEMS BELONG IN MY RECYCLE BIN

Glass-

Clear, green & brown bottles and jars only




Aluminum-

Soda, juice, food & beverage cans only




Steel and Bimetal-

Food and beverage cans only




Plastic-

#1 PET or PETE bottles (soda), #2 HDPE bottles (laundry/milk & water), narrow-necked bottles only



Newspaper-

Recycle entire newspaper, including all inserts...




ONLY what comes inside a newspaper may be recycled with a newspaper

NO Junk Mail, Magazines or Cardboard

HOW TO PREPARE RECYCLABLES FOR MY RECYCLE BIN?

Glass Bottles and Jars

- Rinse clean and discard lids
- Labels need not be removed



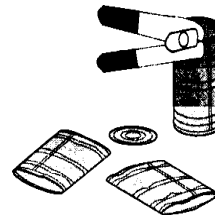
Aluminum Cans

- Rinse clean
- Flatten or crush can



Steel and Bimetal Cans

- Rinse clean
- Remove lid & place inside can
- Labels need not be removed
- Flatten can



Plastic Bottles Only

- Remove caps and discard
- Rinse
- Labels need not be removed
- Flatten or crush bottles

Newspapers Only

- Stack in brown paper grocery bag or tie with string



STOP!!! DO NOT PUT THESE IN YOUR RECYCLE BIN!

Light Bulbs



Plate glass, crystal, window glass, or drinking glasses



Mirrors




Ceramic cups & plates, flower pots



Aluminum Foil



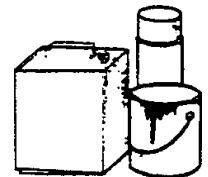
Aluminum Pie Plates



Ovenware



Aerosol cans, paint cans, gas cans, oil cans



Plastic Deli Containers



Margarine Tubs



Plastic Planters and Flower Pots



Plastic Motor Oil Bottles



Plastic Grocery Bags

Junk Mail, Magazines and Cardboard